

## Worksheet One

This worksheet accompanies *Pronouns*.

### Spotting pronouns

Pronouns are the small words that replace nouns in sentences to avoid too much repetition. Circle all of the pronouns amongst the words below.

they	how	when	it
he	who	she	but
us	and	anyone	them
at	or	why	
you	someone		

Now write some sentences which contain these pronouns.

---

---

---

---

---

---

---

---

---

---

---

---

---

---

---

---

---

---

---


---

---

---

---

---



## Worksheet Two

This worksheet accompanies *Pronouns*.

### Common Pronouns

Write one sentence in each of the boxes below. Each sentence should contain at least one pronoun from that box.

each other      one another


my    his    yours    its    your mine    their    hers    ours    her our    theirs

I    her    we    they    it you    them    me    she    him he    us

myself    itself    yourself herself    ourselves    themselves himself    yourselves

who            what            which whom        whose

everyone/body/thing someone/body/thing anyone/body/thing no one/body/thing




## Worksheet Three

This worksheet accompanies *Pronouns*.

The sentences below each contain a number of pronouns. Choose the correct pronouns from the selections given and write them in the spaces.

1. \_\_\_\_\_ (**Who/Anyone/I**) hurt \_\_\_\_\_  
(**whom/myself/he**) playing rugby.
2. \_\_\_\_\_ (**You/This/Something**) can't tell \_\_\_\_\_  
(**whose/anyone/she**) about \_\_\_\_\_ (**this/they/theirs**).
3. \_\_\_\_\_ (**No-one/Which/His**) told \_\_\_\_\_  
(**something/yourself/me**) about the party.
4. \_\_\_\_\_ (**Him/Who/They**) are in love with \_\_\_\_\_  
(**each other/yourself/me**).
5. \_\_\_\_\_ (**Who/You/Anything**) did \_\_\_\_\_  
(**them/which/you**) say was \_\_\_\_\_ (**herself/your/I**) best  
friend?
6. \_\_\_\_\_ (**They/It/Myself**) was \_\_\_\_\_  
(**our/someone/themselves**) dog \_\_\_\_\_ (**its/that/each  
other**) ate \_\_\_\_\_ (**your/nothing/theirs**) dinner.



## Worksheet Four

This worksheet accompanies *Pronouns*.

### Spotting ambiguity

Read the sentences below and cross out the incorrect label. Then rewrite any sentences which are ambiguous in the empty lines provided underneath.

1. The rock band waved to the people in the audience. They were smiling, pleased and happy.

**Ambiguous/Unambiguous**

2. The student put her hand up to answer. She was correct, so the teacher said 'well done'.

**Ambiguous/Unambiguous**

3. A doctor and a nurse helped to save a dying man. The man thanked her afterwards for staying with him.

**Ambiguous/Unambiguous**

4. Some British and American students took part in a foreign exchange. They didn't like the food though.

**Ambiguous/Unambiguous**

5. Alice asked Amy to play a piano duet with her. Amy had to leave early though to go swimming.

**Ambiguous/Unambiguous**

---

---

---

---

---

---

---

---



## Worksheet Five

This worksheet accompanies *Pronouns*.

### Clarifying ambiguous sentences

These sentences all contain ambiguous pronouns. Decide on the meaning of each sentence and then rewrite it so that it is not ambiguous.

1. Jael and Misha watched the horror film with Jael's pet bulldog.  
It terrified Misha.

---

---

2. Alejandro and Tom met their friends in the store where they worked.

---

---

3. Paul hurtled down the slope after Sam. He was going very fast.

---

---

4. Medicines can be harmful to children; keep them locked away.

---

---

